

V3-205 Cut Sheet

One of our most popular product lines, the countertop range is ideal for those servicing high traffic locations with limited available installation space.

Project: _____

Item#: _____

Quantity: _____



Standard features:

- Compact footprint relative to output
- Multiple configurations also allow system to be installed entirely under the counter to resolve space challenges
- Equipped with alarms for CO2 bottle replacement, power and service requirements
- 60 Vivreau designer glass bottles and one wash rack included with each system

Options & Accessories:

- Custom branding and messaging is available for reusable bottles to convey your commitment to the environment. Multiple bottle styles to choose from.
- Antimicrobial films to be attached on the touch handles.
- Natural flavors available to provide a health-minded alternative to sugary sodas and expensive fruit infused service.

Ideal for:

Conference & Meeting Facilities, Country Clubs, Healthcare, Higher Education, Hospitality, Parks & Destination, Hotels, Restaurants, Refreshment Services, Senior Dining, Sports and Leisure Facilities

Average output capacity:

21 gal/80L per hour of chilled still or sparkling water

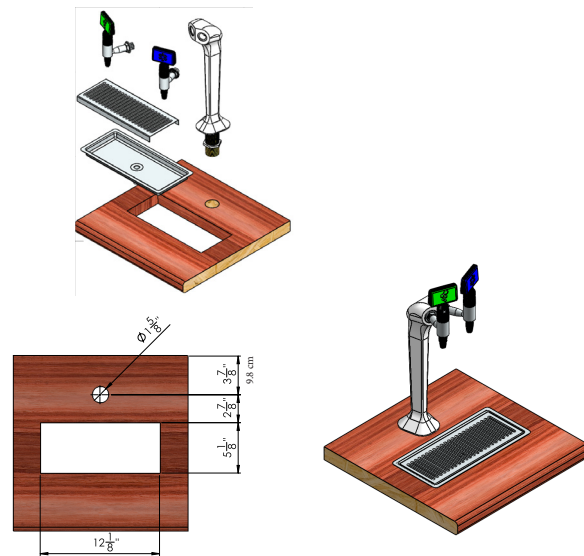
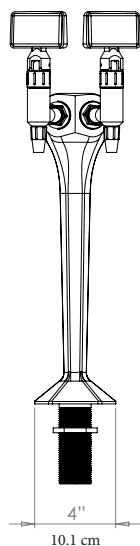
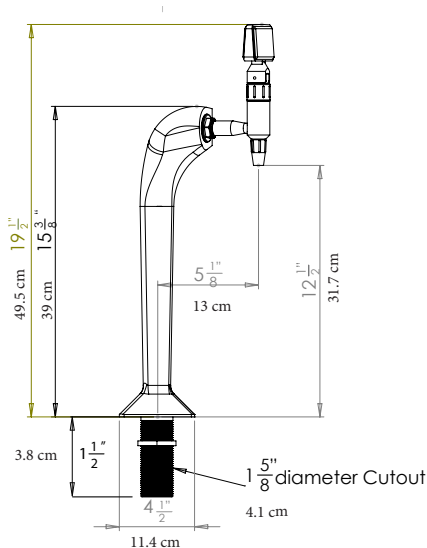


STILL



SPARKLING

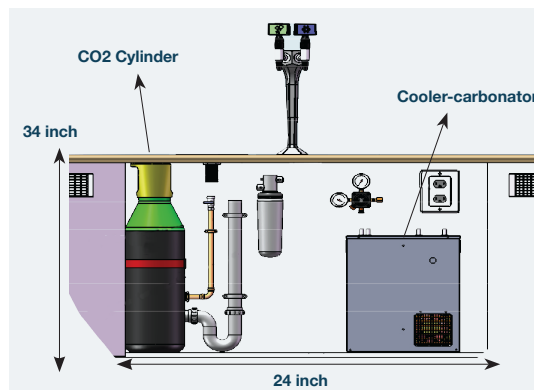
| Specifications | |
|---|--|
| Design | Countertop |
| System dimensions (W X H X D) | 7 " X 19 ½ " X 8 ⅜ " inch 17.7 X 49.5 X 21.8 cm (tap) |
| Unit dimensions under the sink (W X H X D) | 15 " X 20 " X 17 " inch 38 X 50.8 X 43.1 cm (chiller-carbonator) 5 " (diam) X 14 " (H) inch 12.7 X 35.5 cm (chiller filter) |
| Fits into base cabinet with the following dimensions (W X H X D) | 24 " X 29 ½ " X 24 " inch 60.9 X 74.9 X 60.9 cm |
| Weight | 4.4 lbs 2 kg (tap) 73 lbs 33 kg (chiller-carbonator) 3 lbs 1.3 kg (chiller filter) |
| Millwork | |
| Millwork | Worktop cutout on page 2 |
| Electrical | |
| Electrical Requirement | (1) 20amp electrical circuit GFCI recommended (NEMA 5-20R) 120V, 60Hz (8 amps) |
| CO2 | |
| CO2 (customer supplied) | If connecting to a bulk or existing CO2 system, a CO2 line terminating at a ¼" barbed shutoff valve must be available within 40" of the System installation site, 100psi minimum pressure. 20 lbs CO2 cylinder recommended to fit inside cabinet of unit. |
| Plumbing | |
| Water connection | 1 potable ½" cold water supply terminating in a ½" ball valve with a ½" female pipe thread |
| Drip tray drain | Customer needs to supply a rigid vertical pipe that drains to a properly trapped drain according to local codes. The vertical pipe for the drip tray drain must be located inside the installation cabinet and must be at least 1 ¼" ID. |
| Minimum water pressure | 50 PSI |
| Minimum water flow | 80 gallons per hour |
| NOTE: <ul style="list-style-type: none"> • Any incoming water temperature above 60°F (15.5°C) will severely compromise the ability for the system to maintain a cold water supply. • Ensure the incoming water valve is placed high enough in the space so as not to be obstructed by the Vivreau chiller/carbonator | |



Approved Methods of Cabinet Ventilation

The cabinet may be ventilated in several different ways to prevent excessive heat build-up. the methods shown all take advantage of natural circulation by placing two grilles or cut-outs; one near the base and the other at the top of the enclosure.

Please note, all vents must open to fresh air in a free and unobstructed area and 24 square inches of opening is required for each of the top and bottom vents (48 square inches in total).

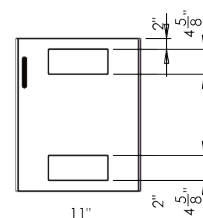
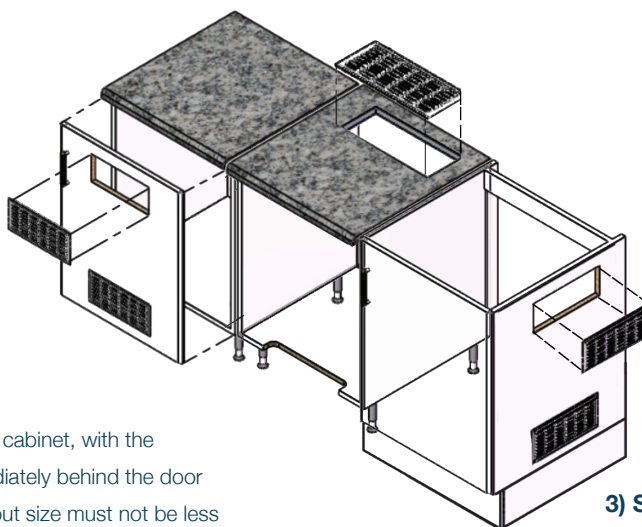


4) Top Ventilation

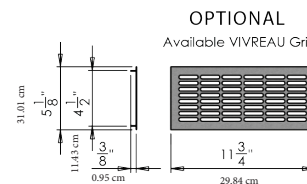
Countertop cutout can be used as a top ventilation option.

1) Front Ventilation

Showing Ventilation grills cut in a standard door panel.



Cut-out detail for the available 12" (30.48 cm) VIVREAU grill, shown in a 23.5" (59.69 cm) (24") wide door



OPTIONAL
Available VIVREAU Grill

2) Base Cutout

Ventilation can be made to the base of the cabinet, with the removal of a narrow section of floor, immediately behind the door and trim with roll edging strip. Typical cut-out size must not be less than 12.0" wide x 2" deep (24 sq inch).

3) Side Ventilation

Ventilation grilles cut in the side of a standard cabinet. The grilles may be fitted on either side.

Does not open into an enclosed cabinet

Consultant specification:

Vivreau Water Bottling System, mini bottler, dual tap, fully integrated undercounter, self-contained ice-bank refrigeration, advanced micro-filtered, chilled still & sparkling water, filter with filter head, CO2 cylinder (CO2 is customer supplied), CO2 regulator, stainless steel drip tray, removable nozzles, x1 20amp electrical receptacle (5-20 R) 120V 60Hz (8 amps), NEMA 5-20R, ETL, NSF (for indoor use only)