

# Extra C-Tap

# VIVREAU®


## User Guide




Ambient



Chilled Still



Semi-sparkling



Sparkling



Hot

### 1.

Set a suitable vessel under the outlet.

Dispense the desired water type by pressing the respective button

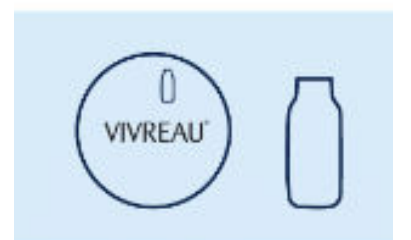
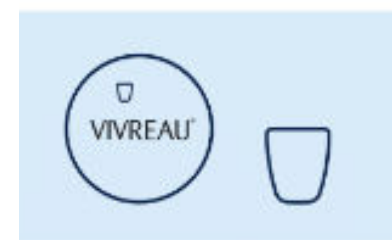


### 2a.

**Pre-set portioning:**

Press VIVREAU button once to activate the glass portion size.

Press twice to activate bottle portion size.



### 2b.

**Pre-set portioning:**

Press the button of the desired water type only once briefly.

### 3.

**Hot Water:**

Touch hot water buttons one after another (first left, then right) within 3 seconds.

Release the button to stop dispensing hot water.